

BesV Premium
e-bikes

2023






Our Commitment

Providing the customer an electric bicycle that is outstanding in performance and exciting to ride. Consequently this is why we have and will continue to focus on developing an unique and amazing user experience. Since this is the core of our BESV electric bike brand, it is the guiding force off all our efforts.



Our Story

BESV was founded on certain enduring principles.




Beautiful

BESV creates products that capture the imagination and are exciting, because we believe that design should be inspiring and developed from the heart. Overall, our bikes are not just functional but also great looking.



Eco-friendly

We, as an international company take our responsibility towards the environment. Based on innovative technologies, we create sustainable products that contribute to enhancement of the environment with a view to now and the future.



Smarter

Using the most advanced technologies, we create our products more intelligent to optimize the user experience. For example, our e-bikes are not only responsive but also intuitive to different users and changing conditions.



Vision

Together, these three principles represent a Vision for everything we do and form the initial letters of our name-BESV. It is also these principles that lead to our exceptional products. Truly great e-bikes with pedal assistance delivering a fabulous riding experience.





TREKKING EBIKES

TR 2.1

FRAME 
DECALS 



HIGHLIGHTS

MOTOR

Endurance thanks to **Shimano E6100 engine** with **Darfon 504Wh battery**.

TIRES

On the safe side with the **Schwalbe Energizer Plus**.

BRAKES

Hydraulic disc brake with 180/160 mm rotors.

TR 2.1



Sizes	Man: L (55cm), XL (60cm) / Lady: S (45cm), M (50cm), L (55cm)
Color	Dark dusk blue gloss
Frame	BESV premium alloy frame with down tube for integrated Darfon battery, Shimano center-motor with protection cover, tapered 1 1/8" - 1.5" head tube, post disc mount, cold-forged dropout and replaceable hanger for QR hubs
Drive Unit	Shimano E-6100 center-motor, 250W rated power, 60Nm of torque, 25km/h maximum assist
Battery	Darfon 504Wh, integrated battery, approved for 'Shimano Service Program', with Smart 2A charger
Display	Shimano SC-E6100 center mounted LCD display with Bluetooth and ANT private connectivity
Fork	RST Volant, Lockout, Coil damping, tapered alloy steerer, travel 50mm, QR-axle
Crankset	Samox for Shimano Steps, 38T chainring
Bottom Bracket	Shimano, integrated in motor
Pedals	Wellgo pedals with reflectors
Rear Derailleur	Shimano Altus 9 speed
Shifters	Shimano Altus 9 speed
Cassette	Shimano Altus 9 speed, 11-36T
Chain	KMC e9Sport, with Quick-Link
Wheelset	Shimano TX505 front and rear hub, for Center Lock disc brakes, CN straight stainless steel spokes, SR J23ZK 700c multichamber alloy rims for disc brakes with 36H
Tires	Schwalbe Energizer Plus, 700x47c, Green Guard, 67 EPI wire bread, with reflective stripe
Brakeset	Hydraulic disc brake set, with 180mm front and 160mm rear rotors
Brake Levers	Hydraulic disc brake set, 3-finger lever
Headset	First, D346S, 1.1/8"-1.5" headset, angular contact bearings
Handlebar	Alloy City-Trekking riser bar, 6066 alloy, 40mm rise, sweep: 30 degree up, 31.8mm clamp, width in man version: L: 700mm, XL: 720mm / width in lady version: S: 680mm, M/L: 700mm
Stem	3D Forged alloy City-Trekking stem, adjustable 0-90 degree, 31.8mm clamp, width in man version: L: 90mm, XL: 110mm / width in lady version: S: 65mm, M/L: 90mm
Grips	Comfortable gel grips with padding
Saddle	Selle Italia S5 Superflow
Seatpost	Alloy 6066 micro-adjust, 31.6mm diameter, 3.7mm offset
Fenders	Alloy extruded fenders, front & rear 3/4 length, stainless steel hardware
Headlight	Lezyne eBike Mini E65, 6-12v, 65 lux, with reflector
Taillight	Herrmans H-Cargo, 6-12v, with reflector
Rear Carrier	Tubular aluminium carrier, with Snap-IT platform and spring clamp, H-Cargo rear light mount
Accessories	Adjustable kickstand, Chainguard

TREKKING EBIKES

TR LE

FRAME 
DECALS 



HIGHLIGHTS

MOTOR

Boost your ride with powerful **Bafang rear hub motor** and **Darfon 504Wh battery**.

TIRES

On the safe side with the **Schwalbe Energizer Plus**.

DRIVETRAIN

Smooth shifting with **Shimano Altus 9-speed**.

TR LE



Sizes	Man: L (55cm), XL (60cm) / Lady: S (45cm), M (50cm), L (55cm)
Color	Man: Black, Lady: White
Frame	BESV premium alloy frame with down tube for integrated Darfon battery, for rear hub motor, tapered 1 1/8" - 1.5" head tube, post disc mount, cold-forged dropout and replaceable hanger
Drive Unit	Bafang rear hub motor for disc brakes, 36V 250W, 6 PCS magnets sensor inside
Battery	Darfon 504Wh, integrated battery, with Smart 2A charger
Display	Darfon display
Fork	RST Volant, Lockout, Coil damping, tapered alloy steerer, travel 50mm, QR-axle
Crankset	BESV, 38T chainring
Bottom Bracket	Bafang bottom bracket with revolution per minute (RPM) sensor
Pedals	Wellgo C316DU with reflectors
Rear Derailleur	Shimano Altus 9 speed
Shifters	Shimano Altus 9 speed
Cassette	Shimano Altus 9 speed, 11-36T
Chain	KMC HG53, 9-speed
Wheelset	Shimano HB-TX505 front for Center Lock disc brakes, Bafang hub motor for 6 bolt disc brakes, streight stainless steel spokes, 700c multichamber alloy rims for disc brakes with 36H
Tires	Schwalbe Energizer Plus, 700x47c, Green Guard, 67 EPI wire bread, with reflective stripe
Brakeset	Hydraulic disc brake set, with 180mm front and 160mm rear rotors
Brake Levers	Hydraulic disc brake set, 3-finger lever
Headset	First Components, 1 1/8" - 1.5" headset, retainer bearings
Handlebar	Alloy City-Trekking riser bar, 6066 alloy, 40mm rise, sweep: 20 degree up, 31.8mm clamp, width in man version: S/M: 700mm, L/XL: 720mm / width in lady version: S: 680mm, M/L: 700mm
Stem	3D Forged alloy Trekking stem, high-rise 30 degree, 31.8mm clamp, integrated cable routing, width in man version: M: 90mm, L/XL: 110mm / width in lady version: 90mm
Grips	Comfortable gel grips with padding
Saddle	Comfortable saddle with D1 padding
Seatpost	Alloy micro-adjust, 31.6mm diameter, 0mm offset
Fenders	Alloy extruded fenders, front & rear 3/4 length, stainless steel hardware
Headlight	Herrmans MR GO E-Bike, 120 Lumens, 6-12v, with reflector, crown mounted
Taillight	Herrmans H-Cargo, 6-12v, with reflector
Rear Carrier	Tubular aluminium carrier, with platform and spring clamp, rear light mount
Accessories	Adjustable kickstand, chainguard



Urban eBikes

- long travel front forks
- oversized headtube for better steering stiffness
- battery capacity up to 720 WH
- equipped with fenders, carrier and kickstand mounts
- large volume tyre capacity



URBAN EBIKES



U R B A N E B I K E S

TRX Urban 1.3

FRAME 
DECALS  



HIGHLIGHTS

MOTOR

Power and long-range thanks to **Shimano EP800 motor** and **Darfon 630Wh battery**.

ADVENTURE

Ready for any adventure in any terrain with powerful light set, stealth fenders and solid rear carrier.

DRIVE SYSTEM

Flawless control of traction with high performance **Rock Shox front fork** and grippy **Maxxis tires**.

TRX Urban 1.3



Sizes	Man: S (42.5cm) / M (46cm) / L (49cm), Lady: XS (43cm) / S (47cm) / M (52cm) / L (56cm)
Color	Nickel gray gloss
Frame	Hard-tail BESV premium alloy frame with down tube for integrated Darfon battery, with USB charging port and satellite switch on top tube, Shimano center-motor with protection cover, tapered 1.5" head tube, post disc mount, cold-forged dropout with replaceable hanger
Drive Unit	Shimano EP-800 center-motor, 250W rated power, 85Nm of torque, 25km/h maximum assist
Battery	Darfon 630Wh, integrated battery, approved for 'Shimano Service Program', with Smart 5.6-4A charger
Display	Shimano SC-E5003 side mounted LCD display
Fork	RockShox Recon Silver, 32mm stanchions, TurnKey Coil, 1.1/8"-1.5" tapered alloy steerer, travel 120mm, Maxle Stealth
Crankset	Samox for Shimano Steps, 34T chainring with ring guard
Bottom Bracket	Shimano, integrated in motor
Pedals	Wellgo, alloy body, ball bearings
Rear Derailleur	Shimano Deore, 10 speed
Shifters	Shimano Deore, 10 speed
Cassette	10 speed, 11-46T
Chain	KMC e10Turbo, with Quick-Link
Wheelset	Disc brake front and rear hub, Boost hubs spacing, for Center Lock disc brakes, straight stainless steel spokes, WTB STi27 29" multichamber alloy rims for disc brakes with 32H
Tires	Maxxis Recon Race, 29x2.25, EXO, 60 TPI wire bead
Brakeset	Hydraulic disc brake set, with 180mm front and rear rotors
Brake Levers	Hydraulic disc brake set, 3-finger lever
Headset	Acros, AZX-581, 1.5" headset, angular contact bearings, integrated cable routing
Handlebar	E-MTB riser bar, 6066 alloy, 15mm rise, sweep: 7 degree back, 31.8mm clamp, width in man version: S: 720mm, M: 740mm, L: 760mm / width in lady version: XS/S: 700mm, M/L: 720mm
Stem	3D Forged alloy City-Trekking stem, SP-Connect mount, adjustable 0-90 degree, 31.8mm clamp, integrated cable routing, width in man version: S/M: 90mm, L/XL: 110mm / width in lady version: XS/S: 65mm, M/L: 90mm
Grips	E-MTB gel grips with padding and BESV clamp
Saddle	Selle Italia S5 Superflow
Seatpost	Alloy 6066 micro-adjust, 31.6mm diameter, 3.7mm offset
Fenders	Alloy extruded fenders, front & rear 3/4 length, stainless steel hardware
Headlight	Lezyne eBike Mini E65, 6-12v, 65 lux, with reflector
Taillight	Herrmans H-Cargo, 6-12v, with reflector
Rear Carrier	Tubular aluminium carrier, with Snap-IT platform and spring clamp, H-Cargo rear light mount
Accessories	Adjustable kickstand



MTB eBikes

- long travel front and rear
- oversized headtube for better steering stiffness
- battery capacity up to 720 WH
- large volume tyre capacity



MOUNTAIN EBIKES





TRS 1.3

FRAME 
DECALS  



HIGHLIGHTS

MOTOR

Fast on uphill and downhill with **Shimano EP8 motor** and **Darfon 630Wh battery**.

AGILITY

Full control on the bike with wide handlebar, short stem and long-reach frame geometry.

SUSPENSION

Long travel front and rear suspension allows you to tackle technical sections with ease.

SPECIFICATION

TRS 1.3



Sizes	Man: S (42.5cm), M (46cm), L (49cm)
Color	Dark khaki green gloss
Frame	Full-suspension BESV premium alloy frame with down tube for integrated Darfon battery, with USB charging port and satellite switch on top tube, Shimano center-motor with protection cover, tapered 1.5" - 1.8" head tube, post disc mount, cold-forged dropout with replaceable hanger
Drive Unit	Shimano EP-800 center-motor, 250W rated power, 85Nm of torque, 25km/h maximum assist
Battery	Darfon 630Wh, integrated battery, approved for 'Shimano Service Program', with Smart 5.6-4A charger
Display	Shimano SC-E7000 center mounted LCD display with Bluetooth connectivity
Fork	Rock Shox Domain R, 38mm stanchions, Debon Air with Charger RC, 1.1/8"-1.8" tapered alloy steerer, travel 160mm, Maxle Ultimate, with RS short fender
Rear Shock	Rock Shox Delux Select, DebonAir, rear wheel travel 150mm
Crankset	Shimano EM600, 34T chainring
Bottom Bracket	Shimano, integrated in motor
Pedals	Wellgo, alloy body, ball bearings
Rear Derailleur	Shimano XT 12 speed
Shifters	Shimano Deore 12 speed
Cassette	Shimano Deore 12 speed, 10-51T
Chain	KMC e12Turbo, with Quick-Link
Wheelset	Shimano MT400B front and MT410B rear hub, Boost hubs spacing, for Center Lock disc brakes, straight stainless steel spokes, WTB STi30 29" multichamber alloy rims for disc brakes with 32H
Tires	Front: Maxxis Minion DHF / Rear: Maxxis Minion DHR II, 29"x2.6", Normal Compound, EXO, Tubeless Ready, 60 TPI foldable, Tanwall sides
Brakeset	Sensah 2-piston hydraulic disc with 203mm front and rear rotors
Brake Levers	Sensah 2 finger lever
Headset	Acros, AZX-581, 1.8" headset, angular contact bearings, integrated cable routing
Handlebar	E-MTB riser bar, 6066 alloy, 15mm rise, sweep: 7 degree back, 35mm clamp, width: S: 760mm, M: 780mm, L: 800mm
Stem	E-MTB 3D Forged alloy stem, 35mm clamp, for internal cable routing, length: S: 35mm, M/L: 50mm
Grips	E-MTB gel grips with padding and BESV clamp
Saddle	Selle Italia Model-X Superflow eBike
Seatpost	Kind Shock e20i dropper post with remote lever, size/travel: S: 416/125mm, M: 472/150mm, L: 516/170mm, 30.9mm diameter, 0mm offset

TRX 1.5

FRAME 
DECALS 



HIGHLIGHTS

MOTOR

Enjoy every path with power of **Shimano EP800 motor** combined with **Darfon 504Wh battery**.

TIRES

On the right path with **Maxxis Ardent** tires.

BRAKES

Hydraulic disc brake with 203/180 mm rotors.

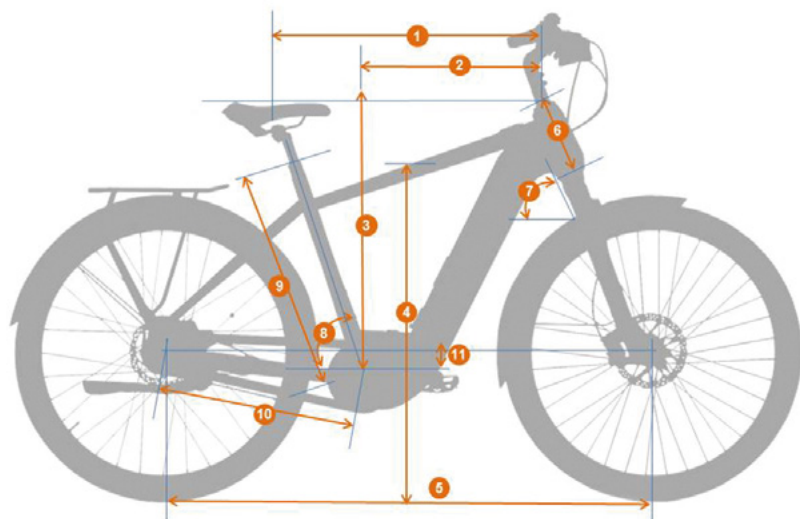
SPECIFICATION

TRX 1.5



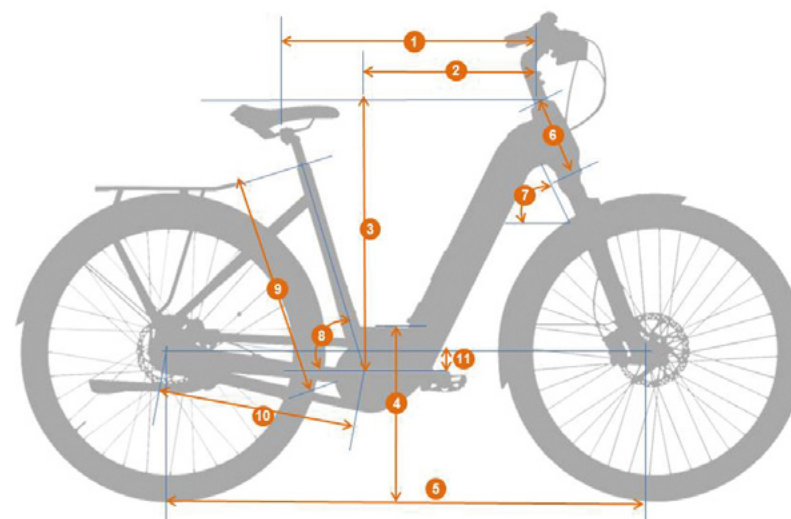
Sizes	Man: S (42.5cm) / M (46cm) / L (49cm), Lady: XS (43cm) / S (47cm) / M (52cm)
Color	Man: Dark red glos, Lady: Mint blue gloss
Frame	Hard-tail BESV premium alloy frame with down tube for integrated Darfon battery, with USB charging port and sattelite swich on top tube, Shimano center-motor with protection cover, tapered 1.5" head tube, post disc mount, cold-forged dropout with replaceable hanger
Drive Unit	Shimano EP-800 center-motor, 250W rated power, 85Nm of torque, 25km/h maximum assist
Battery	Darfon 504Wh, integrated battery, approved for 'Shimano Service Program', with Smart 2A charger
Display	Shimano SC-E5003 side mounted LCD display
Fork	RockShox Recon Silver, 32mm stanchions, TurnKey Coil, 1.1/8"-1.5" tapered alloy steerer, travel 120mm, Maxle Stealth
Crankset	Samox for Shimano Steps, 34T chainring
Bottom Bracket	Shimano, integrated in motor
Pedals	Wellgo, alloy body, ball bearings
Rear Derailleur	Shimano Deore, 10 speed
Shifters	Shimano Deore, 10 speed
Cassette	10 speed, 11-46T
Chain	KMC e10Turbo, with Quick-Link
Wheelset	Disc brake front and rear hub, Boost hubs spacing, for Center Lock disc brakes, streight stainless steel spokes, WTB STi27 29" multichamber alloy rims for disc brakes with 32H
Tires	Maxxis Ardent, 29"x2.4", Normal Compound, EXO, 60 TPI wire
Brakeset	Hydraulic disc brake set, with 180mm front and rear rotors
Brake Levers	Hydraulic disc brake set, 2-finger lever
Headset	Acros, AZX-581, 1.5" headset, angular contact bearings, integrated cable routing
Handlebar	E-MTB riser bar, 6066 alloy, 15mm rise, sweep: 7 degree back, 31.8mm clamp, width in man version: S: 720mm, M: 740mm, L: 760mm / width in lady version: XS/S: 700mm, M/L: 720mm
Stem	E-MTB 3D Forged alloy stem, 31.8mm clamp, for internal cable routing, length in man version: S: 60mm, M/L: 80mm / length in lady version: XS/S: 45mm, M/L: 60mm
Grips	E-MTB gel grips with padding and BESV clamp
Saddle	Selle Italia Model-X Superflow eBike
Seatpost	Alloy 6066 micro-adjust, 31.6mm diameter, 3.7mm offset

CT and TR 1.series – Man



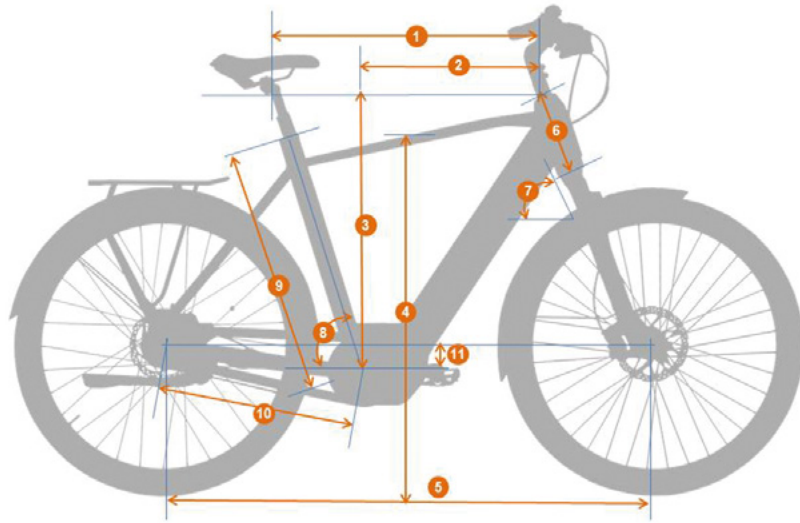
FRAME SIZE	S	M	L	XL
RIDER HEIGHT	165-176CM	174-185CM	183-195CM	190-205CM
1 Top Tube Length	595	600	610	625
2 Frame reach	398.5	401	415	428
3 Stack	642	651	656	665
4 Stand over height	836	865	882	903
5 Wheel Base	1158	1164	1181	1197
6 Head Tube Length	145	155	160	170
7 Head Tube Angel	68.5°	68.5°	68.5°	68.5°
8 Seat tube angle	73.5°	73.5°	73.5°	73.5°
9 Seat tube Length	470	520	560	600
10 Chainstay Length	487	487	487	487
11 BB Drop	60	60	60	60

CT and TR 1.series, TRX, TRX Urban – Lady



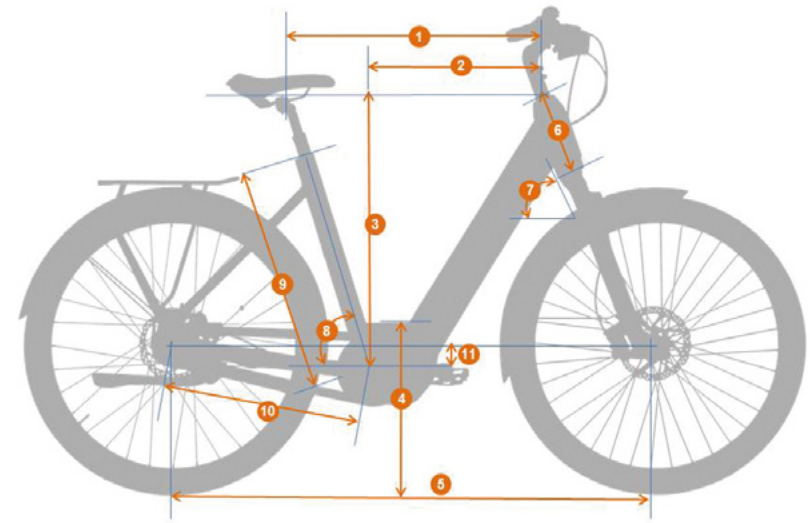
FRAME SIZE	XS	S	M	L
RIDER HEIGHT	150-165CM	164-175CM	175-188CM	187-198CM
1 Top Tube Length	595	610	620	630
2 Frame reach	398.5	410	425.5	432.8
3 Stack	642	652	656	665
4 Stand over height	542	542	534	534
5 Wheel Base	1158	1174	1190	1202
6 Head Tube Length	145	155	160	170
7 Head Tube Angel	68.5°	68.5°	68.5°	68.5°
8 Seat tube angle	73.5°	73.5°	73.5°	73.5°
9 Seat tube Length	430	470	520	560
10 Chainstay Length	487	487	487	487
11 BB Drop	60	60	60	60

CT and TR 2.series – Man



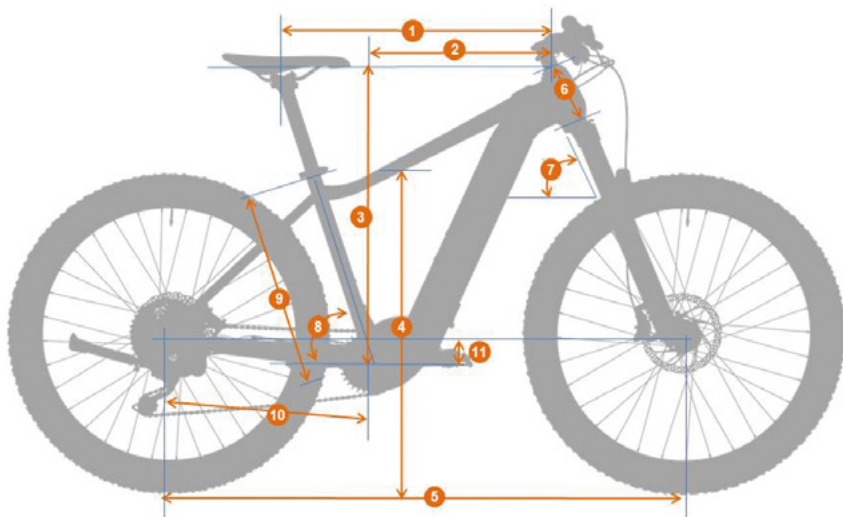
FRAME SIZE		L	XL
RIDER HEIGHT		173-188CM	185-200CM
1	Top Tube Length	610	630
2	Frame reach	407	427
3	Stack	661	663
4	Stand over height	833	864
5	Wheel Base	1158	1172
6	Head Tube Length	190	190
7	Head Tube Angel	69.5°	70°
8	Seat tube angle	73°	73°
9	Seat tube Length	550	600
10	Chainstay Length	485	485
11	BB Drop	65	65

CT and TR 2.series – Lady



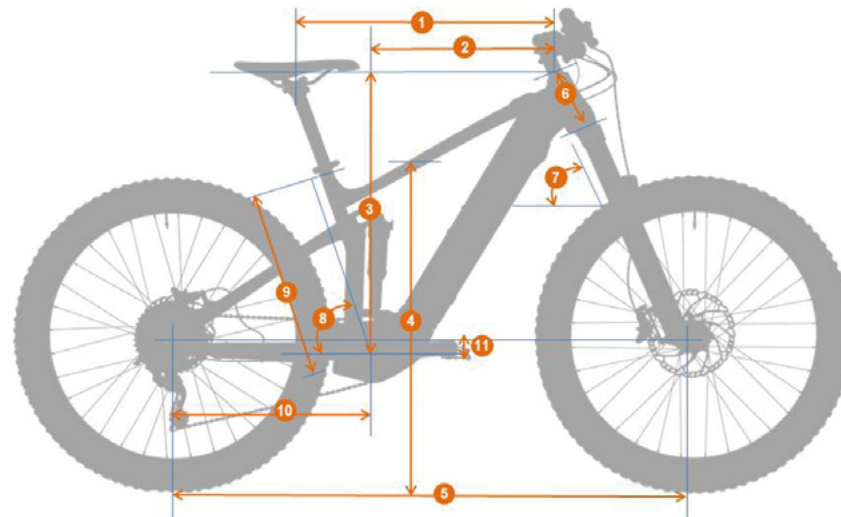
FRAME SIZE		S	M	L
RIDER HEIGHT		160-175CM	170-185CM	180-195CM
1	Top Tube Length	590	590	610
2	Frame reach	388	388	407
3	Stack	659	659	661
4	Stand over height	408	408	408
5	Wheel Base	1144	1144	1158
6	Head Tube Length	190	190	190
7	Head Tube Angel	69°	69°	69.5°
8	Seat tube angle	73°	73°	73°
9	Seat tube Length	450	500	550
10	Chainstay Length	485	485	485
11	BB Drop	65	65	65

TRX and TRX Urban models



	FRAME SIZE	S	M	L
	RIDER HEIGHT	163-176CM	174-188CM	185-197CM
1	Top Tube Length	627	644	670
2	Frame reach	420	435	460
3	Stack	639	644	648
4	Stand over height	813	828	835
5	Wheel Base	1164	1180	1207
6	Head Tube Length	120	125	130
7	Head Tube Angel	68.5°	68.5°	68.5°
8	Seat tube angle	72°	72°	72°
9	Seat tube Length	425	460	490
10	Chainstay Length	460	460	460
11	BB Drop	50.7	50.7	50.7

TRS and TRS Urban models



	FRAME SIZE	S	M	L
	RIDER HEIGHT	165-175CM	174-187CM	185-195CM
1	Top Tube Length	599	621	657.5
2	Frame reach	420	440	475
3	Stack	612	613	612
4	Stand over height	836	841	844
5	Wheel Base	1218	1240	1278
6	Head Tube Length	120	125	130
7	Head Tube Angel	65°	65°	65°
8	Seat tube angle	70°	70°	70°
9	Seat tube Length	425	460	490
10	Chainstay Length	465	465	465
11	BB Drop	15	15	15



PRESENTED BY

